




PowerSchool



There are Two Easy Ways to Make Online Payments

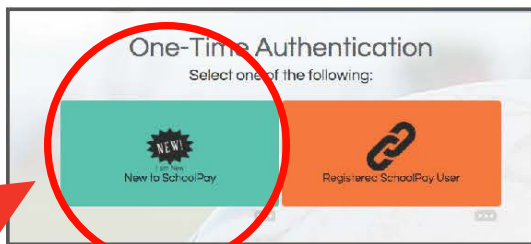
Pay Via Your PowerSchool Account

1 Log in to your Parent PowerSchool Account



Select *SchoolPay* from the left menu.

3 The first time you access SchoolPay through PowerSchool, you will be asked if you're brand new or have an existing account.



New to SchoolPay:

You will be taken directly into your SchoolPay account.

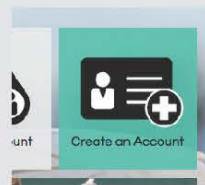
Registered SchoolPay User:

1. Enter email address and password
2. You will be taken directly into your SchoolPay account.

Create an Account or Login to SchoolPay

1
Go to www.schoolpay.com

2
If you don't have an account Click "Create an Account"



2
If you have an account fill out the form to Login



3
Complete the quick 3 step registration form.

Choose if logging in via PowerSchool Parent Portal